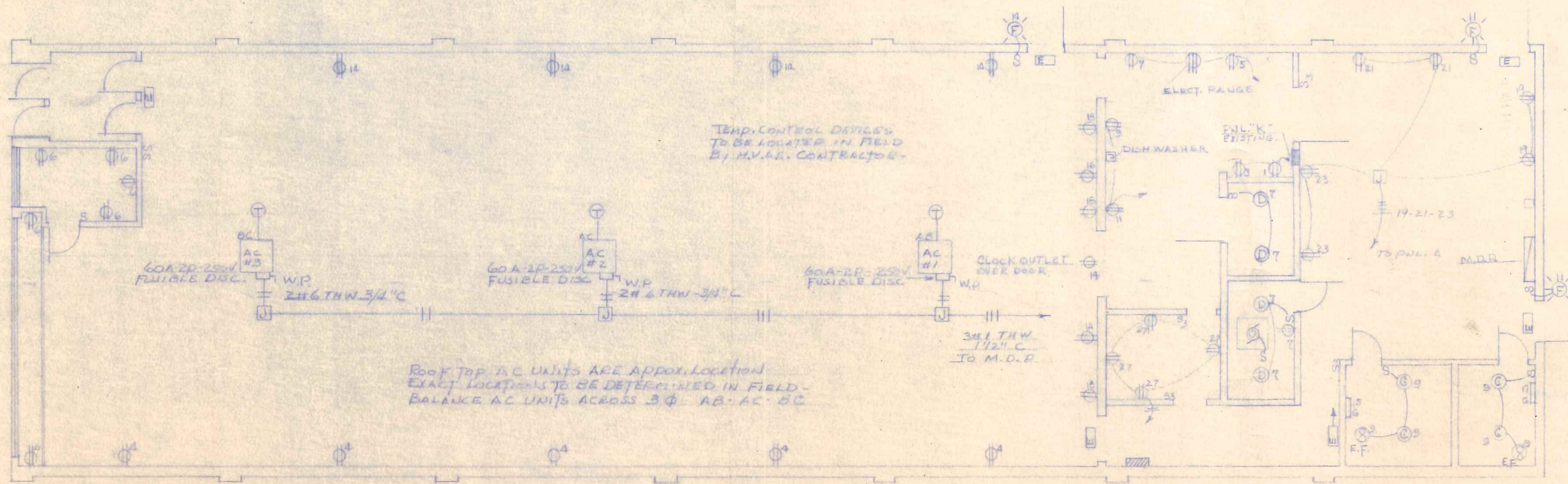


LIGHTING PLAN 1/8" = 1'-0"



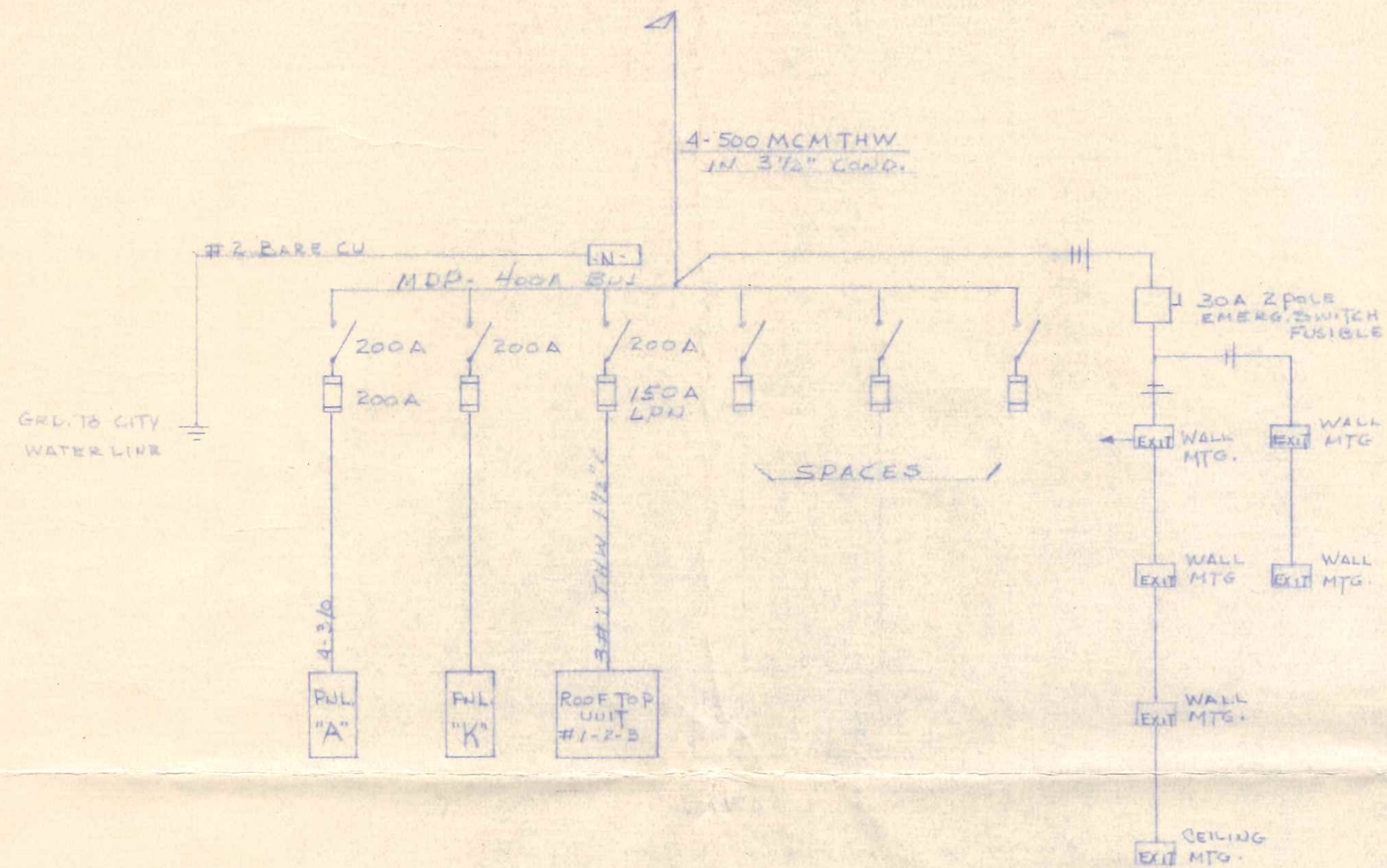
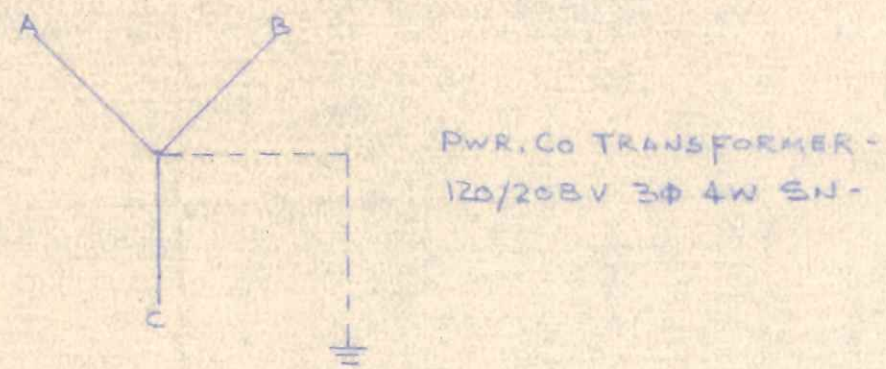
POWER PLAN 1/8" = 1'-0"

130 E. Clinton  
(1978)

E 1  
Henry County Senior Center  
C. W. C. 1978 M.H.

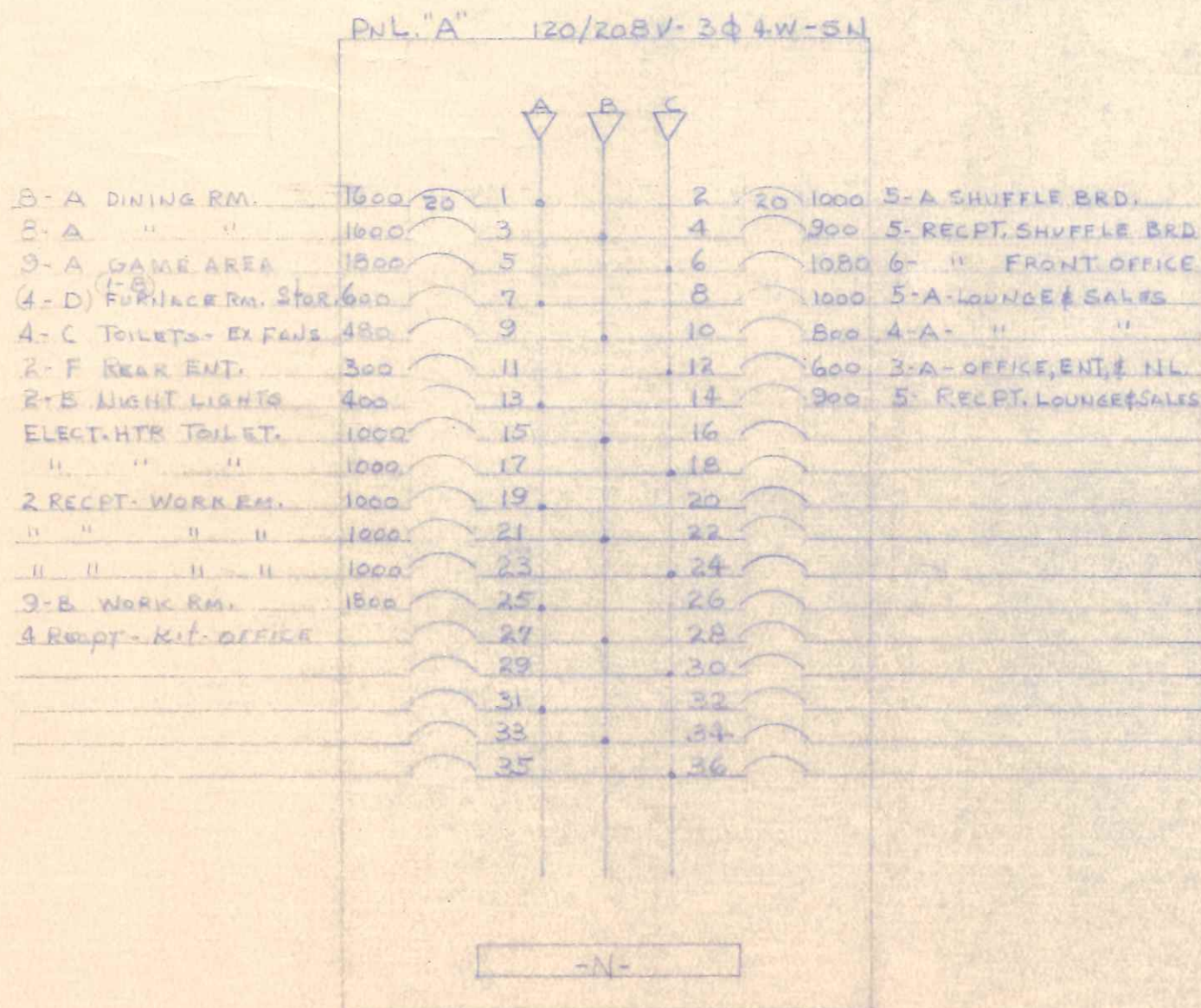
Approved  
2-7-78  
M.H.

CITY OF NAPLES  
BUILDING DEPT.  
Plan Approval  
By \_\_\_\_\_ Date \_\_\_\_\_



POWER RISER DIAG. ONE LINE

SCHEDULE & SYMBOLS	
A	2'x4' LAYIN-4-40W-CW LAMPS AC LENS
B	EXISTING 2-76" CW LAMPS STRIP SURFACE MTG.
C	12" DRUM NIGHT OPAL GLASS 2-GOW LAMPS
D	100 WATT KEYLESS PORCELAIN
E	EXIT LIGHT - SINGLE FACE - 2 LAMPS
F	W.P. LAMP HOLDER FOR PAR 38 150 W. FL. W.P.
G	1000W RECESS ELECT. WALL HTR WITH THERMOSTAT
EF	EXHAUST FAN
	DUPLEX RECEPT-15A IN GENERAL-20A IN KITCHEN
	SPECIAL RECEPT. AS REQUIRED
	JUNCTION BOX
	SINGLE POLE SWITCH 20 AMP.
	THREE WAY " " "



TYP. PNL. BRD. LAYOUT

NOTES-

1. TYPE 'B' FIXTURES ARE TO BE REMOVED, CLEANED & REPAIRED & INSTALLED IN WORKING CONDITION, WHERE INDICATED.
2. MATERIAL REMOVED MAY BE USED IN LOCATIONS WHERE SUITABLE.
3. ALL WIRE TO BE NEW, BRANCH CTS TO BE NOT LESS THAN #12 THHN. FEEDERS TO BE THW.
4. ALL FUSING TO BE CURRENT LIMITERS.
5. ALL WORK TO BE INSTALLED IN A NEAT & WORKMAN LIKE MANNER & TO MEET LOCAL & STATE CODES.
6. ALL LIGHTING FIXTURES TO INCLUDE LAMPS FURNISH SAFETY SHIELDS FOR LAMPS IN KITCHEN.

HENRY COUNTY SENIOR CENTER -